

Bussmann®

IEC CYLINDRICAL FUSE SYSTEM



Bussmann®

CIRCUIT PROTECTION SOLUTIONS

Bussmann are one of the world's leading suppliers of fuses and fusible protection systems. Provider of the world's first truly global product line, each product is backed by an efficient world-wide distribution network service and unrivalled technical support. Bussmann circuit protection solutions comply with major international standards: BS, IEC, DIN and UL.

A comprehensive range of circuit protection solutions fused and non-fused.

CFS - 2004

Cooper Bussmann
Cooper (UK) Limited
Burton-on-the-Wolds
Leicestershire · LE12 5TH UK
Telephone: 44 (0) 1509 882 737
Facsimile : 44 (0) 1509 882 786
<http://www.bussmann.com>



NH FUSE SYSTEM



LOW VOLTAGE FUSE LINKS



IEC BUSSBAR FUSE SYSTEM



CONTRACTOR PRODUCTS



HIGH SPEED FUSES



HIGH VOLTAGE PRODUCTS

Your Representative

European Domestic and Industrial Fuse Links



The Bussmann range of European cylindrical fuse links are available in a broad selection of physical sizes and current ratings for applications where the system voltage is 250, 380, 400, 500 & 690 Volts AC.

A range of product is available for domestic applications. These are also available with an optional visual indicator. Fuse links comply with IEC60269-1, 60269-3, 60269-3-1 and also meet the requirements of NF and UNE standards.

Class gL-gG and aM fuse links are intended for industrial applications. All industrial fuse links are available with an operated visible fuse indicator. Sizes 14x51 & 22x58 in both Class gL-gG and aM are also available with a built-in striker for micro-switch operation and remote indication.

All Cooper Bussmann cylindrical fuse links have ceramic bodies and silver-plated copper end caps.

Domestic & Industrial Modular Fuse Holders



The CH range of modular fuse holders is designed to accommodate European domestic and industrial fuse links. Products meet the requirements of IEC60269 and 60947-3 as well as complying with the requirements of NF & UNE standards.








Most configurations are available in multiple pole configurations and offer IP20 finger-safe protection. An optional LED is available for domestic and industrial modular fuse holders for open circuit indication. Multi-phase connection accessories are also available.

10x38 products (1, 2 & 3 Pole with and without indication) are UL listed and CSA certified. Size 14x51 & 22x58 fuse holders (1, 2 & 3 Pole ONLY) are UL recognised.

14x51 & 22x58 designs are available with a micro-switch attachment for operated fuse indication (when using fuse links with a striker) and with pre-breaking or fuse presence. Please contact Cooper Bussmann for more information.

All Cooper Bussmann domestic and industrial modular fuse holders are manufactured from self-extinguishable polyester material and carry a V0 flammability rating.

Quantity per Pack: 10 pcs

6x23		Rated Current	Part Number Without Indicator	Part Number With Indicator	Voltage (AC)	Breaking Capacity (kA)
		2	CD0623G2	-		
		4	CD0623G4	-		
		6	CD0623G6	-		
		10	CD0623G10	-		
8x23		Rated Current	Part Number Without Indicator	Part Number With Indicator	Voltage (AC)	Breaking Capacity (kA)
		2	CD0823G2	CD0823G2 I		
		4	CD0823G4	CD0823G4 I		
		6	CD0823G6	CD0823G6 I		
		10	CD0823G10	CD0823G10 I		
10x25		Rated Current	Part Number Without Indicator	Part Number With Indicator	Voltage (AC)	Breaking Capacity (kA)
		6	CD1025G6	CD1025G6 I		
		10	CD1025G10	CD1025G10 I		
		16	CD1025G16	CD1025G16 I		
8x31		Rated Current	Part Number Without Indicator	Part Number With Indicator	Voltage (AC)	Breaking Capacity (kA)
		0.5	CD0831G0.5	-		
		1	CD0831G1	-		
		2	CD0831G2	CD0823G2 I		
		4	CD0831G4	CD0823G4 I		
		6	CD0831G6	CD0823G6 I		
		8	CD0831G8	CD0831G8 I		
		10	CD0831G10	CD0823G10 I		
		12	CD0831G12	CD0831G12 I		
		16	CD0831G16	CD0823G16 I		
		20	CD0831G20	CD0831G20 I		
10x31		Rated Current	Part Number Without Indicator	Part Number With Indicator	Voltage (AC)	Breaking Capacity (kA)
		16	CD1031G16	CD1031G16 I		
		20	CD1031G20	CD1031G20 I		
10x38		Rated Current	Part Number Without Indicator	Part Number With Indicator	Voltage (AC)	Breaking Capacity (kA)
		25	CD1038G25	CD1038G25 I		
		32	CD1038G32	CD1038G32 I		
8x36		Rated Current	Part Number Without Indicator	Part Number With Indicator	Voltage (AC)	Breaking Capacity (kA)
		2	CD0836G2	CD0836G2 I		
		4	CD0836G4	CD0836G4 I		
		6	CD0836G6	CD0836G6 I		
		10	CD0836G10	CD0836G10 I		
		16	CD0836G16	CD0836G16 I		
		20	CD0836G20	CD0836G20 I		
		32	CD0836G32	CD0836G32 I		


Quantity per Pack: 10 pcs

8x31




Rated Current	Part Number Without Indicator	Part Number With Indicator	Watts Loss (W)	Voltage (AC)	Breaking Capacity (kA)
0.5	C08G0.5	C08G0.5I	2.60	400V	20 kA
1	C08G1	C08G1I	2.50		
2	C08G2	C08G2I	0.70		
4	C08G4	C08G4I	0.85		
6	C08G6	C08G6I	0.95		
8	C08G8	C08G8I	1.55		
10	C08G10	C08G10I	1.65		
12	C08G12	C08G12I	2.00		
16	C08G16	C08G16I	2.30		
20	C08G20	C08G20I	2.55		
25	C08G25	C08G25I	2.65		

10x38




Rated Current	Part Number Without Indicator	Part Number With Indicator	Watts Loss (W)	Voltage (AC)	Breaking Capacity (kA)
0.5	C10G0.5	C10G0.5I	1.43	500V	120 kA
1	C10G1	C10G1I	2.77		
2	C10G2	C10G2I	0.60		
4	C10G4	C10G4I	0.70		
6	C10G6	C10G6I	0.85		
8	C10G8	C10G8I	0.75		
10	C10G10	C10G10I	1.00		
12	C10G12	C10G12I	1.30		
16	C10G16	C10G16I	1.60		
20	C10G20	C10G20I	2.00		
25	C10G25	C10G25I	2.60		
32	C10G32	C10G32I	2.90	400V	

14x51



Rated Current	Part Number Without Indicator	Part Number With Indicator	Watts Loss (W)	Voltage (AC)	Breaking Capacity (kA)
1	C14G1	C14G1I	3.90	690V	80 kA
2	C14G2	C14G2I	0.90		
4	C14G4	C14G4I	1.00		
6	C14G6	C14G6I	1.15		
8	C14G8	C14G8I	1.00		
10	C14G10	C14G10I	1.30		
12	C14G12	C14G12I	1.70		
16	C14G16	C14G16I	2.00		
20	C14G20	C14G20I	2.50		
25	C14G25	C14G25I	3.30		
32	C14G32	C14G32I	3.50		
40	C14G40	C14G40I	4.85	400V	
50	C14G50	C14G50I	4.90	400V	

22x58



Rated Current	Part Number Without Indicator	Part Number With Indicator	Watts Loss (W)	Voltage (AC)	Breaking Capacity (kA)
2	C22G2	C22G2I	1.00	690V	80 kA
4	C22G4	C22G4I	1.10		
6	C22G6	C22G6I	1.30		
8	C22G8	C22G8I	1.10		
10	C22G10	C22G10I	1.50		
12	C22G12	C22G12I	1.80		
16	C22G16	C22G16I	2.10		
20	C22G20	C22G20I	2.70		
25	C22G25	C22G25I	3.60		
32	C22G32	C22G32I	3.70		
40	C22G40	C22G40I	4.50		
50	C22G50	C22G50I	5.20	400V	
63	C22G63	C22G63I	6.90		
80	C22G80	C22G80I	7.80		
100	C22G100	C22G100I	8.60		
125	C22G125	C22G125I	11.40		

Quantity per Pack: 10 pcs

8x32



Rated Current	Part Number Without Indicator	Part Number With Indicator	Watts Loss (W)	Voltage (AC)	Breaking Capacity (kA)
1	C08M1	C08M1I	0.11	400V	20 kA
2	C08M2	C08M2I	0.14		
4	C08M4	C08M4I	0.25		
6	C08M6	C08M6I	0.28		
8	C08M8	-	0.43		
10	C08M10	C08M10I	0.45		
12	C08M12	C08M12I	0.50		
16	C08M16	C08M16I	0.55		
20	C08M20	C08M20I	0.58		
25	C08M25	-	0.62		

10x38



Rated Current	Part Number Without Indicator	Part Number With Indicator	Watts Loss (W)	Voltage (AC)	Breaking Capacity (kA)
0.16	C10M0.16	-	0.24	500V	120 kA
0.25	C10M0.25	-	0.36		
0.5	C10M0.5	-	0.49		
1	C10M1	C10M1I	0.10		
2	C10M2	C10M2I	0.18		
4	C10M4	C10M4I	0.31		
6	C10M6	C10M6I	0.32		
8	C10M8	C10M8I	0.52		
10	C10M10	C10M10I	0.55		
12	C10M12	C10M12I	0.63		
16	C10M16	C10M16I	0.92		
20	C10M20	C10M20I	0.96		
25	C10M25	C10M25I	1.40	400V	
32	C10M32	C10M32I	1.80		

14x51



Rated Current	Part Number Without Indicator	Part Number With Indicator	Watts Loss (W)	Voltage (AC)	Breaking Capacity (kA)
0.25	C14M0.25	-	0.41	690V	80 kA
0.5	C14M0.5	-	0.69		
1	C14M1	C14M1I	0.14		
2	C14M2	C14M2I	0.24		
4	C14M4	C14M4I	0.45		
6	C14M6	C14M6I	0.42		
8	C14M8	C14M8I	0.70		
10	C14M10	C14M10I	0.53		
12	C14M12	C14M12I	0.88		
16	C14M16	C14M16I	1.16		
20	C14M20	C14M20I	1.23		
25	C14M25	C14M25I	1.46	500	120 kA
32	C14M32	C14M32I	2.04		
40	C14M40	C14M40I	3.34		
50	C14M50	C14M50I	304	400	

22x58



Rated Current	Part Number Without Indicator	Part Number With Indicator	Watts Loss (W)	Voltage (AC)	Breaking Capacity (kA)
2	C22M2	C22M2I	0.29	690V	80 kA
4	C22M4	C22M4I	0.48		
6	C22M6	C22M6I	0.47		
8	C22M8	C22M8I	0.73		
10	C22M10	C22M10I	0.74		
12	C22M12	C22M12I	0.83		
16	C22M16	C22M16I	1.21		
20	C22M20	C22M20I	1.29		
25	C22M25	C22M25I	1.53		
32	C22M32	C22M32I	2.13		
40	C22M40	C22M40I	3.40	500V	120 kA
50	C22M50	C22M50I	3.48		
63	C22M63	C22M63I	4.46		
80	C22M80	C22M80I	5.86	400V	
100	C22M100	C22M100I	6.61		
125	C22M125	C22M125I	8.42		

Class gG/gL with Striker

Quantity per Pack: 10 pcs

14x51



Rated Current	Part No With Striker	Watts Loss (W)	Voltage (AC)	Breaking Capacity (kA)
2	C14G2S	0.24	500V	120 kA
4	C14G4S	0.45		
6	C14G6S	0.42		
8	C14G8S	0.70		
10	C14G10S	0.53		
12	C14G12S	0.88		
16	C14G16S	1.16		
20	C14G20S	1.23		
25	C14G25S	1.46		
32	C14G32S	2.04		
40	C14G40S	3.34		
50	C14G50S	3.04	400V	

22x58



Rated Current	Part No With Striker	Watts Loss (W)	Voltage (AC)	Breaking Capacity (kA)
4	C22G4S	0.48	690V	80 kA
6	C22G6S	0.47		
8	C22G8S	0.73		
10	C22G10S	0.74		
12	C22G12S	0.83		
16	C22G16S	1.21		
20	C22G20S	1.29		
25	C22G25S	1.53		
32	C22G32S	2.13		
40	C22G40S	3.40		
50	C22G50S	3.48		
63	C22G63S	4.46		
80	C22G80S	5.86	500V	120 kA
100	C22G100S	6.61	400V	
125	C22G125S	8.42		

Class aM with Striker

Quantity per Pack: 10 pcs

14x51



Rated Current	Part No With Striker	Watts Loss (W)	Voltage (AC)	Breaking Capacity (kA)
1	C14M1S	0.14	500V	120 kA
2	C14M2S	0.24		
4	C14M4S	0.45		
6	C14M6S	0.42		
8	C14M8S	0.70		
10	C14M10S	0.53		
12	C14M12S	0.88		
16	C14M16S	1.16		
20	C14M20S	1.23		
25	C14M25S	1.46		
32	C14M32S	2.04		
40	C14M40S	3.34		
50	C14M50S	3.04	400V	

22x58



Rated Current	Part No With Striker	Watts Loss (W)	Voltage (AC)	Breaking Capacity (kA)
2	C22M2S	0.29	690V	80 kA
4	C22M4S	0.48		
6	C22M6S	0.47		
8	C22M8S	0.73		
10	C22M10S	0.74		
12	C22M12S	0.83		
16	C22M16S	1.21		
20	C22M20S	1.29		
25	C22M25S	1.53		
32	C22M32S	2.13		
40	C22M40S	3.40		
50	C22M50S	3.48		
63	C22M63S	4.46		
80	C22M80S	5.86	500V	120 kA
100	C22M100S	6.61	400V	
125	C22M125S	8.42		

Domestic Modular Fuse Holders

Size	Configuration	Fuse Holder Part Number		No. of 17.5mm Modules	Max. Current	Max. Voltage	Box Quantity
		Without Indication	With Indication				
8x23	1 Pole	CHD8231D	CHD8231D I	1	10	250	12
10x25		CHD10251D	CHD10251D I	1	16	250	12
8x31		CHD8311D	CHD8311D I	1	20	400	12
10x31		CHD10311D	CHD10311D I	1	25	400	12
10x38		CHD1038D	CHD1038D I	1	32	400	12
Neutral		CHDND	CHDND I	1	32	400	12
8x23		1 Pole + Neutral	CHD8231DN	CHD8231DN I	1	10	250
10x25	CHD10251DN		CHD10251DN I	1	16	250	12
8x31	CHD8311DN		CHD8311DN I	1	20	400	12
10x31	CHD10311DN		CHD10311DN I	1	25	400	12
10x38	CHD10381DN		CHD1038DN I	1	32	400	12

Industrial Modular Fuse Holders

Size	Configuration	Fuse Holder Part Number		No. of 17.5mm Modules	Max. Current	Max. Voltage	Box Quantity
		Without Indication	With Indication				
8 x 31	1 Pole	CH081D	CH081DI	1	25A	400Vac	12
	1 Neutral Pole	CH081DNX	-	1			12
	1 Pole + Neutral	CH081DNS	CH081DNSI	1			12
	1 Pole + Neutral	CH081DN	CH081DNI	2			6
	2 Pole	CH082D	CH082DI	2			6
	3 Pole	CH083D	CH083DI	3			4
	3 Pole + Neutral	CH083DNS	CH083DNSI	3			4
	3 Pole + Neutral	CH083DN	CH083DNI	4			3
	4 Pole	CH084D	CH084DI	4			3
10 x 38	1 Pole	CHM1D	CHM1DI	1	32A	690Vac	12
	1 Neutral Pole	CHM1DNX	-	1			12
	1 Pole + Neutral	CHM1DNS	CHM1DNSI	1			12
	1 Pole + Neutral	CHM1DN	CHM1DNI	2			6
	2 Pole	CHM2D	CHM2DI	2			6
	3 Pole	CHM3D	CHM3DI	3			4
	3 Pole + Neutral	CHM3DNS	CHM3DNSI	3			4
	3 Pole + Neutral	CHM3DN	CHM3DNI	4			3
	4 Pole	CHM4D	CHM4DI	4			3
14 x 51	1 Pole	CH141D	CH141DI	1.5	50A	690Vac	6
	1 Neutral Pole	CH141DNX	-	1.5			6
	1 Pole + Neutral	CH141DN	CH141DNI	3			3
	2 Pole	CH142D	CH142DI	3			3
	3 Pole	CH143D	CH143DI	4.5			2
	3 Pole + Neutral	CH143DN	CH143DNI	6			1
	4 Pole	CH144D	CH144DI	6			1
	22 x 58	1 Pole	CH221D	Not Available with Indication			2
1 Neutral Pole		CH221DNX	2		6		
1 Pole + Neutral		CH221DN	4		3		
2 Pole		CH222D	4		3		
3 Pole		CH223D	6		2		
3 Pole + Neutral		CH233DN	8		1		
4 Pole		CH224D	8		1		

Solid Neutral Links

Part Number	For Use in Fuseholder Type	Pack Quantity
C8NL	CH08 Series	10pcs
C10NL	CHM Series	10pcs
C14NL	CH14 Series	10pcs
C22NL	CH22 Series	10pcs